

TRONIC Dimmer

DIN rail mounted device

Order no.: 0357 00

Function

With the aid of this Tronic dimmer,

- halogen low-voltage lamps with Tronic transformers,
- 230 V incandescent lamps, or
- halogen high-voltage lamps, or
- mixed loads of specified types

are dimmable.

Switching and dimming commands can be given by operating an extension (mechanical push button, normally-open contact)

Lamp-saving soft start guarantees optimum lamp life.

Short push button operation: ON - OFF

Longer push button operation: Dimming

Two possibilities for switching on or dimming are available (refer to Fig. ①):

Memory switch = OFF:

Always switching on maximum brightness.

Dimming function begins at minimum brightness.

Memory switch = ON:

Always switching on the brightness set last.

Dimming function begins at the brightness set last.

This Tronic dimmer is a part of the TRONIC light control system.

Mains failures of > 200 ms may possibly lead to switching off the dimmer and to the loss of the brightness value stored.

Short-Circuit Protection

Disconnection with automatic re-starting after elimination of the short-circuit within 7 seconds. After this, permanent disconnection until the TRONIC dimmer is re-started manually.

Overtemperature Protection

Disconnection in case of excessively high ambient temperature. After cooling down, the unit must be re-started.

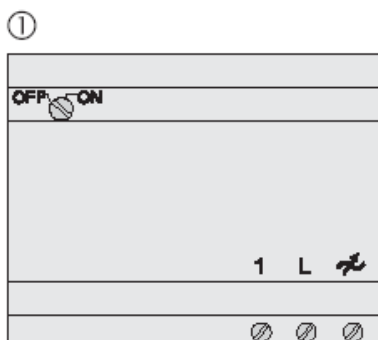


Warning

Caution! The installation and assembly of electrical equipment may only be performed by a skilled electrician.

Not suitable for disconnecting. The load is not galvanically separated from the mains when the TRONIC dimmer is off.

Non-observance of the installation instructions may result in fire or other hazards.



Installation Instructions

These units are designed as series built-in equipment to be snapped onto the mounting rail.

The maximum installed load is 500 W for 230 V incandescent lamps, halogen high-voltage lamps or a maximum of 14 35-W TRONIC transformers, or a maximum of 8 60-W TRONIC transformers, or a maximum of 7 70-W TRONIC transformers, or a maximum of 4 105-W TRONIC transformers, or a maximum of 3 150-W TRONIC transformers, or a maximum of 2 200-W TRONIC transformers.

To ensure optimum spike protection of the dimmer/transformer combination, observe the above maximum number of transformers to be connected in parallel.

The total power of the lamp load installed must not exceed 500 W.

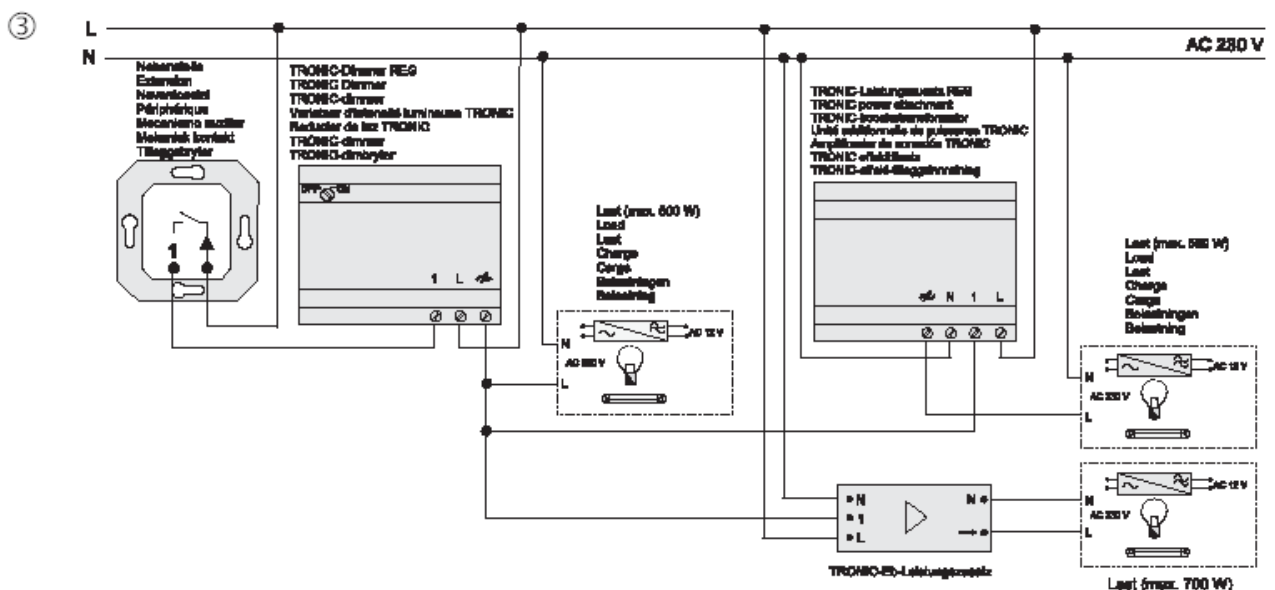
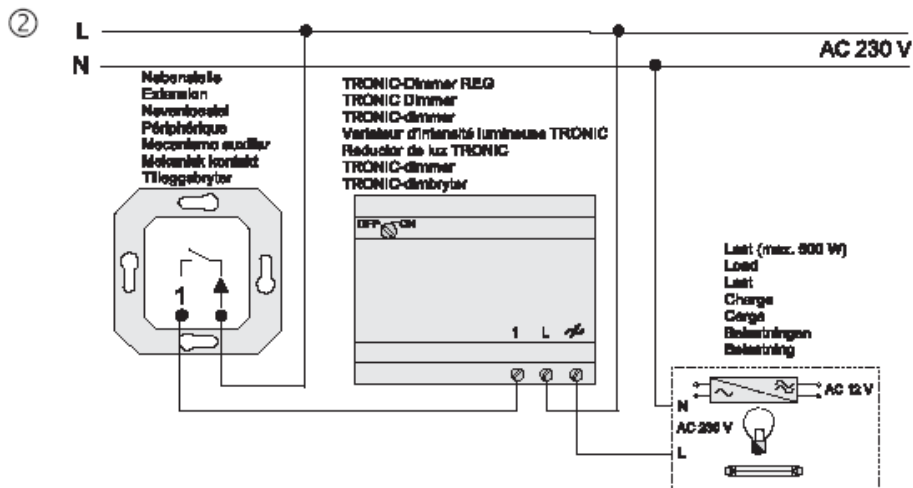
Connect as shown in Fig. ②.

The connection of inductive loads (iron-core transformers) is inadmissible.



Centralised multi-service control pulses of the electricity works may be noticeable by short-time flickering at low dimming positions.

When the TRONIC dimmer is fully utilised, up to 10 TRONIC power attachment or built-in TRONIC power attachments (refer to Fig. ③) can be connected in order to extend the installed load.

Observe the Technical Connection Specifications (TAB) of the electricity works when performing the installation.



Specifications

Rated voltage:	230 V AC, 50 Hz	Extension:	mechanical push button (normally-open contact)
Installed load:	50 - 500 W TRONIC transformers 230 V incandescent lamps Halogen high-voltage lamps Mixed loads of the types specified	Number of extensions:	Unlimited
Ambient temperature (Ta):	45 °C	Illuminated mechanical pushbuttons must have a separate N terminal.	
Enclosure temperature (Tc):	75 °C	Connection terminals:	1, L, 
Dimensions:	4 PU		The symbols used to identify dimmer loads designate the type of the electrical behaviour of loads connected to dimmers: R = ohmic, C = capacitive
Protective system:	IP 20		
Max. number of power attachments to be connected:	10		

Acceptance of guarantee

We accept the guarantee in accordance with the corresponding legal provisions.

Please return the unit postage paid to our central service department giving a brief description of the fault:

Gira
Giersiepen GmbH & Co. KG
Service Center
Dahlienstrasse 12
D-42477 Radevormwald

Gira
Giersiepen GmbH & Co. KG
Postfach 1220
D-42461 Radevormwald

Telefon: +49 / 21 95 / 602 - 0
Telefax: +49 / 21 95 / 602 - 339
Internet: www.gira.de